

# Untapped Crop Insurance Opportunities for Ranchers

Brandon Willis



# Federal Crop Insurance



Premium



Indemnity



=

BUT



Farmer

USDA

=



# Subsidies – Drought Insurance



Coverage Level	70%	75%	80%	85%	90%
	↕	↕	↕	↕	↕
Subsidy Level	59%	59%	55%	55%	51%

# Subsidies – Lamb Livestock Risk Protection



Length

13 weeks

26 weeks

39 weeks



Subsidy Level

20%

35%

38%

# Whole Farm Revenue Program



- **What are the features of WFRP?**
  - All farm revenue is insured together under one policy
- Individual commodity losses are not considered, it is the overall farm revenue that determines losses
- Premium subsidy is available and depends on farm diversification
- Farms with 2 or more commodities receive whole-farm premium subsidy
- Farms with 1 commodity receive basic premium subsidy

# Is Whole Farm Right for You?



- Highly diverse farms (income from cattle, hay, grain, etc.)
- Farms with specialty commodities
- Farmers raising multiple types of livestock, selling hay, selling wheat or other crops
- **Note:** \$1 million expected income from livestock limit

# Key Points on Whole Farm



- See a crop insurance agent
- Deadline to sign up is March 15<sup>th</sup>
- Great option for some, not for others

# Is Whole Farm Right for You?



<b>STATE</b>	IDAHO	<b>CROP</b>	0076 - WFRP	<b>YIELD</b>	
<b>COUNTY</b>	MADISON	<b>PRACTICE</b>	9970 - No Practice Specified		
<b>ID #</b>	1.0	<b>TYPE</b>	6700 - Calendar Year Filer	<b>SHARE</b>	1.000
<b>UNIT/FARM</b>					

PLAN	LEVEL	TOTAL GUARANTEE	TOTAL COVERAGE	TOTAL PREMIUM	PRODUCER PREMIUM
WFRP	75	525000	525000	26250	5250

MPCI Coverage: 150000

**Commodity**

- Alfalfa (Irrigated)
- Barley Spring Irrigated
- Cattle: Cow-Calf

**Revenue**

- 200000
- 200000
- 300000
- 700000

Minimum qualifying revenue: 77700  
 Reported commodities: 3  
 Qualifying commodities: 3\*  
 Allowable Revenue Simple Average: 700000  
 Indexing Opt Out Elected

\*Refer to qualifying commodity rules for eligibility

**Allowable Revenue**

- 2012: 700000
- 2013: 700000
- 2014: 700000
- 2015: 700000
- 2016: 700000
- 3500000




# Crop Insurance for Ranchers – Pasture, Rangeland and Forage



OR



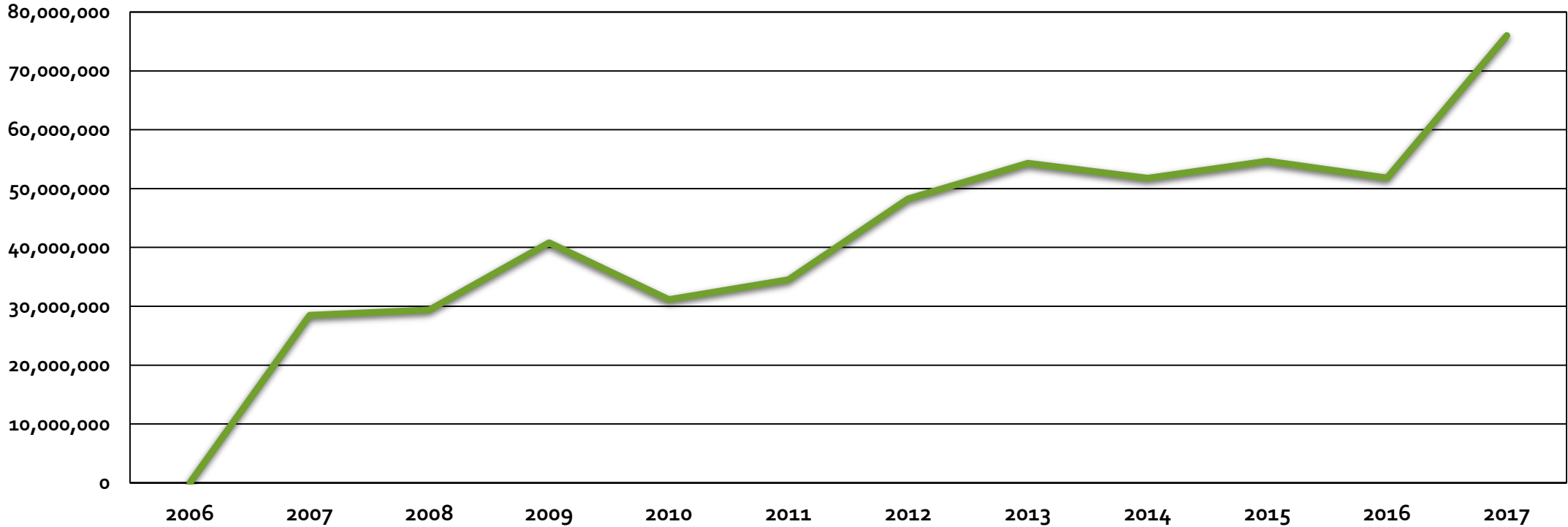
Serves as  
Proxy



# Drought Insurance Acres



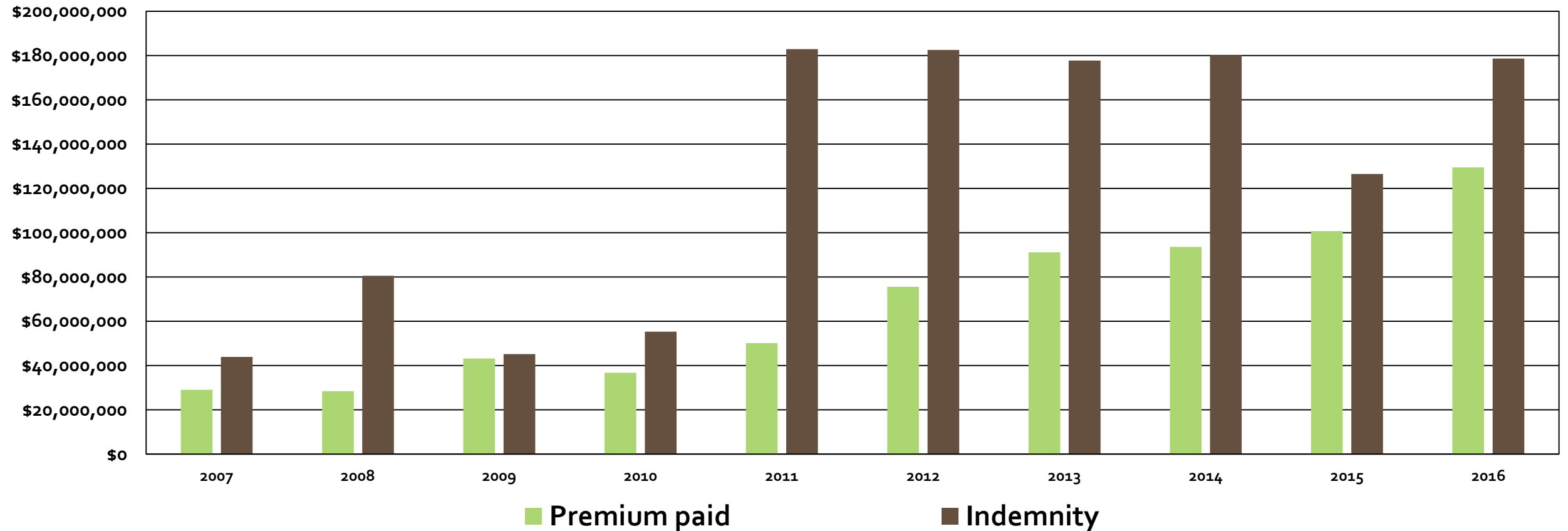
### U.S. PRF Acres



# Drought Insurance Cost/Indemnities



## U.S. Cost/Payment



Thanks