

A shepherd wearing a hat and light-colored shirt is riding a brown horse through a large flock of sheep in a grassy field. The sheep are densely packed, filling most of the lower and middle portions of the frame. In the background, a black dog is visible on the left, and a single evergreen tree stands on the right against a clear sky. The terrain appears to be a rolling hillside with some rocky patches.

SHEEP CARE GUIDE

SHEEP CARE GUIDE

The American Sheep Industry Association acknowledges and expresses gratitude to the following persons for contributing to this document.

Author/Editor, 2005 Edition
Dr. William P. Shulaw, The Ohio State University

Original Guide Written 1996, Authors:
Dr. William P. Shulaw and Ms. Teri Erk,
ASI-Animal Health and Welfare Committee (ASI-AHWC).

And the following sheep industry specialists who critiqued and reviewed this edition of the Sheep Care Guide

Dr. Clell Bagley, Dr. Peter Chenoweth, Dr. William Epperson, Mr. Glen Fisher, Dr. Temple Grandin, Mr. David Greene, Mr. John Guynup, Mr. Chase Hibbard, Dr. Keith Inskeep, Dr. Lyndon Irwin, Dr. Cleon Kimberling, Mr. J. Philip Lobo, Dr. Jim Logan, Dr. Howard Meyer, Mr. Loren Moench, Ms. Barbara Pugh, Dr. Joe Rook, Mr. Rob Rutherford, Mr. and Mrs. Bill Schultz, Mr. Bill Sparrow, Dr. Jill M. Swannak, Mr. David Trotter, Dr. John Walker, Mr. Paul Rodgers



9785 Maroon Circle, Suite 360
Englewood, CO 80112-2692
Telephone: (303) 771-3500
Fax: (303) 771-8200
Web Sites: www.sheepusa.org
www.americanwool.org
www.lambchef.com
E-mail: info@sheepusa.org





TABLE OF CONTENTS

Preface	3
Introduction	3
Stress and the Criteria for Animal Well-Being	4
Facilities and Handling	5
Transportation	7
Managing Predation.....	8
Nutrition.....	9
Flock Health Program	11
Shearing	14
Hoof Trimming	15
Husbandry Practices Enhancing Reproductive Efficiency and Animal Well-Being.....	16
Lambing and Care of the Lamb and Ewe	16
Exhibition Practices	19
In Summary	19
Additional Resources.....	19
References	20

PREFACE

The well-being of their sheep is an important consideration for all sheep producers. This Sheep Care Guide was developed to serve as a reference for the sheep producer using a variety of management and production systems and has been written in recognition of an ethical responsibility for the humane care of animals. It is not intended to be an exhaustive review of all aspects of animal care; supplemental information on such topics as breeding, feeding, housing, predation, health, and management is available in other publications including those listed in the References section. An attempt has been made to provide information about sheep care practices which are based on research findings and which are consistent with a program of quality assurance.

The American Sheep Industry Association recognizes that each sheep producer's professional judgment, experience, and training are key factors in providing animal care. Interaction between the sheep and their physical environment, as well as the producer's management style, determines proper animal care. Awareness of animal well-being concerns and educational programs help producers continue to improve their animal care skills. The American Sheep Industry Association encourages and supports scientific research to identify ways to minimize undesirable animal stress and to improve the health and well-being of sheep.

INTRODUCTION

Domestic sheep production has been a part of the human way of life for thousands of years. Responsible sheep husbandry has always included a concern for the well-being and humane treatment of the sheep, as well as a commitment toward good stewardship of the land.

Sheep operations in the United States are very diverse because sheep are adaptable to a wide range of climates and management systems. As ruminants, sheep efficiently convert renewable forage resources to high quality food and fiber and can add tangible returns to the environment. In many areas of the country, sheep glean crop residues or utilize agricultural by-products or forage resources that are otherwise unusable by humans or most other livestock. Sheep can play an important role in the control of some noxious weeds, such as leafy spurge.

Resource base, climate, and geography strongly influence the management systems under which sheep are raised. Most sheep are raised in rangeland areas of the United States, often in large flocks, over mountainous and desert-like terrain with wide variation in forage and feeds. However, the number of family owned farm flocks is increasing throughout the United States, providing the possibility for additional income as well as many non-monetary rewards of livestock ownership. Sheep are ideal animals for youth livestock projects in 4-H, FFA or other agricultural education programs that teach basic animal husbandry and production.

The guidelines in this publication are based upon current research literature from animal science, veterinary medicine, and agricultural engineering. In developing their flock-management program, sheep producers should have access to the American Sheep Industry Association's *Sheep Production Handbook* (2002 edition, vol. 7) and the *Sheep Safety and Quality Assurance Program Manual* (2004). Other important sources of information include the *Sheep Housing and Equipment Handbook* from the MidWest Plan Service (1994), and *Livestock Handling and Transport* (Grandin, 2000). This edition of the *Sheep Care Guide* has been updated using new information available from research and using suggestions provided by a review team from the Federation of Animal Science Societies. This review was based on the Animal Care Principles developed by the Animal Agriculture Alliance.





Throughout this Guide, the term “sheep producer” or “producer” is used in place of many other terms that might be used to describe those who care for sheep, such as farmers, ranchers, shepherds, woolgrowers, and lamb feeders.

STRESS AND THE CRITERIA FOR ANIMAL WELL-BEING

Stress has been defined as any environmental situation – and a stressor as any environmental factor – that produces an adaptive response (Curtis, 1983). This definition might also be expanded to include the presence of physical agents, such as pathogenic bacteria, or chemical agents as stressors. Not all stresses result in harm, and the adaptive response may result in a situation in which the stressor no longer causes a response. Such a situation might occur when a guardian dog is introduced to a flock for the first time. There is initial anxiety or fright on the part of the sheep, but eventually the sheep accept the dog as part of their normal environment. In the context of livestock production, an animal generally is considered to be stressed when it is required to make extreme adjustments to cope with the physical or environmental situation (Curtis, 1983).

Measuring stress or characterizing management and housing systems as stressful environments can be difficult. Plasma concentrations of cortisol, resistance to virus-induced disease, depressed performance, feather loss (in birds), and behavioral criteria have all been used to measure or describe stressful conditions in domestic animals. Assessing stress or, conversely, the state of well-being, is an active area of research. Presently, production traits, health, and reproductive variables continue to be the most readily measurable and practical indicators of well-being (Curtis, 1983; Fraser and Broom, 1990).

In sheep, some indicators of stress might include:

- panting or increased respiratory rate,
- tooth grinding,
- restlessness or nervousness,
- reduced feed consumption or grazing activity,
- poor growth rates,
- poor reproductive performance.

Their presence indicates a need to evaluate the animals and their environment. Common management-related procedures, such as gathering animals for deworming, sheltering, shearing, and lambing, may cause temporary expressions of stress but are not considered serious stress-related situations if conducted according to recognized guidelines.

FACILITIES, HANDLING AND ENVIRONMENT

Sheep Behavior

Sheep have certain behavioral characteristics that producers can use to facilitate their handling. Sheep express strong flocking behavior and maintain social spacing and orientation in pens as well as on pasture. Breed, stocking rate, topography, vegetation, shelter, and distance to water may affect the strength of this behavior, but isolation of individual sheep usually brings about signs of anxiety and may cause sheep to try to escape. Sheep tend to “follow” one another even in such activities as grazing, bedding down, reacting to obstacles, and feeding (Hutson in Grandin, 2000). Handling sheep in groups reduces stress to individuals.

Sheep have above-average learning ability. They are capable of significant learning from one experience and can remember bad experiences for at least 12 weeks, and in some cases, for up to a year (Hutson, 1985). However, previously learned aversion to a stressful handling procedure may diminish over time if it is not repeated.

Sheep have good eyesight and a degree of color vision and depth perception. Their visual field is wide angle, about 270°, and binocular over about 45° (Hutson in Grandin, 2000). These characteristics enable sheep to see behind them without turning their heads. This enables them to readily detect and respond to movement behind them.

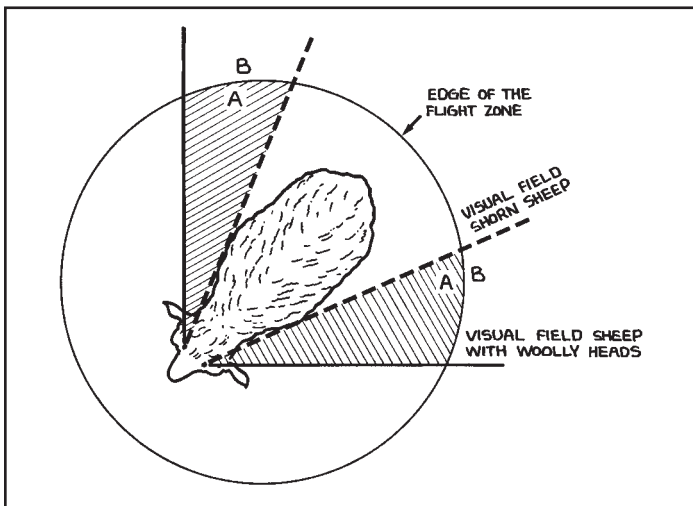


Figure 1. Flight Zone of Sheep.

The circle represents the edge of the flight zone. The handler should work on the edge of the flight zone. He moves to Position A to make the animal move forward and to Position B to make the animal stop. A sheep's visual field varies from 270 to 320 degrees depending on the amount of wool on the head. The handler should stay within the shaded area; if he moves too far forward, the sheep will back up.

Physical Facilities

Because sheep are adaptable and their wool is a good insulator, adult sheep do not always need shelter. Sheep take advantage of surrounding terrain, such as hills, ridges, trees, and shrubs for shelter. When barns or sheds are provided, adequate ventilation and clean, dry surroundings are important to reduce bacterial and viral buildup and increase animal comfort. Specific guidelines for structures, feeding facilities, and equipment are available in the



Sheep Production Handbook and in the *Sheep Housing and Equipment Handbook* from the MidWest Plan Service.

Handling facilities, such as chutes and raceways, are best constructed with smooth, solid sides free of projecting sharp objects or corners in order to reduce the potential for bruises and injury. Considerations that enable producers to move sheep efficiently and safely include the following:

- Sheep prefer to move uphill in raceways, and inclines should be gradual.
- Keeping facilities uniformly lighted and free of shadows, along with moving sheep generally from darkened to light areas, helps reduce balking caused by reflections, bright spots, and shadows. Chutes that require sheep to move into blinding sunlight will cause balking.
- Curved pathways in raceways facilitate movement because they prevent animals from seeing chutes or working areas until they are upon them. Sheep will follow other sheep in front of them. Curved facilities must be laid out correctly so that they do not appear to be blind ended.
- The instinctive nature of sheep to move into the wind should be considered when determining the location of working facilities and watering sites. This is especially important when sheep are kept on open range or in large pastures.
- Entry points to chutes should gradually “funnel” animals into them.
- Single file races prevent sheep from turning and jamming against one another.
- Handling animals quietly will reduce balking and facilitate movement. Conditioning sheep to the handling experience gradually and moving them through the race without stressful treatments can improve the efficiency and safety of handling. It is important that a sheep's introduction to a new facility is a low stress experience. If sheep encounter harsh treatment the first time they go through a new handling system, they may develop a strong aversion to entering the facility.
- Well-trained herding dogs can move sheep quietly and safely. Dogs should not bite sheep.
- Electric prods should not be used on sheep.

Training Programs

Single producers or families manage a substantial portion of the sheep in the United States. Many of these operations do not



employ outside assistance. In these situations, formal training programs may not be appropriate, and formal standard operating procedures (SOPs) are of limited value. Nevertheless, all sheep producers should strive to regularly update themselves on new housing and handling information in order to provide for the welfare of their animals and improve efficiency. Sources for this information might include publications from the American Sheep Industry Association, industry sponsored training programs, Extension specialists, veterinarians and others.

Larger farms often employ non-family members and may have several units in different locations. These units should use training programs to teach employees about the importance of animal care and handling procedures and the proper use and maintenance of the facilities. On these units, written SOPs are valuable training tools and set the level of expectation for employees. Development of SOPs and sample plans are described in the *Sheep Safety and Quality Assurance Program Manual*. Managers should monitor the effectiveness of their plans by regularly observing employee performance. Information gleaned from timely post mortem examinations and from animal-harvesting facilities also can be used to assess the plan's effectiveness and the adequacy of handling facilities.

Manure Management

Responsible manure management is expected of all livestock owners. Because many sheep live much of their life on pastures and range, manure build-up or the need for its management is limited to those areas where sheep are temporarily confined for handling, lambing, or winter feeding. Some flocks are confined to buildings or open lots for a considerable portion of the year, and in lamb-feeding enterprises, animals are usually confined to structures or lots. Some facility designs make containment and handling of manure nutrients easier. Producers should consult the *Sheep Production Handbook*, the *Sheep Housing and Equipment Handbook*, or other sources such as Extension publications for information on their construction.

Some states require formal manure-management plans for livestock farms exceeding specified sizes. Guidelines for developing these plans are available from the state's Department of Agriculture or Environmental Protection division. Some agencies, such as Extension and the Natural Resources Conservation Service, also provide producers with assistance in developing those plans, as well as assistance in the design of new construction and renovation of existing facilities for handling and storage. Composting manure has become attractive in some areas because it can reduce, or eliminate, potential disease-causing organisms and improve the value of the manure as a soil amendment. Many states now conduct training programs in composting techniques.

Planning for Emergencies

Accidents and family emergencies may befall all sheep operations. Small, family owned operations should consider the possible natural emergencies that might occur and develop a plan to respond to them. The plan should include a list of emergency contacts and contact information and the identification of neighbors, or others, who are familiar enough with the operation that they could care for the sheep during a family emergency. Larger operations need to develop written SOPs to respond to potential emergencies and the day-to-day disruptions of normal sheep care such as employee illness.

Natural disasters, acts of agro- or bioterrorism, or accidental introduction of a foreign animal disease can create severe, and potentially long-lasting, problems in providing adequate care for sheep. As an example, the outbreak of foot and mouth disease in the United Kingdom in 2001 caused severe disruption of normal marketing and transportation of animals and feed supplies for several months, and large numbers of animals were destroyed "for welfare reasons" because they could not be adequately fed or cared for. Fortunately, such extreme situations are rare, but producers need to develop animal care plans that address potential emergencies. Because of the wide variation in sheep production systems, it is beyond the scope of this Guide to provide details for all of them. However, all plans should include:

- contact information for local law enforcement authorities,
- contact information for local fire and rescue squads,

- names and contact information for local veterinary practitioners and the state veterinarian's office,
- contact information for the local or regional Emergency Management Agency.

This information should be displayed prominently so it will be readily available if needed. Plans may also include information about possible sources of emergency feed and water supplies should they become necessary.

Mortality Disposal


All sheep operations will experience some animal deaths. Proper disposal of dead animals is necessary to prevent environmental contamination, control disease, discourage predation, and to maintain a positive public perception. Typical disposal methods include deep burial, disposal in landfills, incineration or burning, rendering, and composting. Not all of these are legal options in many areas. Producers should familiarize themselves with state and local ordinances governing dead-animal disposal and develop a plan to handle losses. In the case of certain diseases, such as anthrax, the state animal health code may specify that dead animals must be disposed of under the direction of the state or federal veterinarian. If animal mortalities exceed normal expectations, the state veterinarian's office or the state department of agriculture can provide guidelines or assistance for appropriate disposal.

TRANSPORTATION

Animal injuries, bruises, carcass damage, and pelt damage may occur during loading, transportation, and unloading. Rough handling, mixing animals, and poorly designed and maintained equipment are responsible for most injuries and damage. Loading facilities should be designed to take advantage of the sheep's natural behavior when being moved and should be in good repair without protruding sharp objects or corners.

Sheep transported in groups that are uniform in weight and type will have a lower risk of injury. Floors of loading and unloading areas and trucks can be made less slippery with bedding or sand. In a large vehicle, divider panels can help maintain sheep density and support. Guidelines are available for space allowance during transportation (Grandin, 2001, *Livestock Trucking Guide*; Curtis, 1983). Vehicles should be well ventilated, and exhaust fumes should be directed above or away from the sheep. Some additional considerations follow:

- Transporting wet or shorn animals in open trailers in cold weather subjects them to extremes of wind chill that may predispose them to diseases such as pneumonia.
- Extremes of heat and humidity are very stressful. Transportation should be avoided during these periods. Air movement, sprinkling, and dampened bedding can reduce the stress of transportation and handling during hot weather. If the truck or trailer must stop for more than just a few minutes, the animals should be unloaded or the vehicle parked in an area where shade and natural ventilation are sufficient to prevent the animals from overheating.
- Transporting sheep full of green feed increases stress and soiling.



- Rest stops should be given if long hauls of 48 hours or more are expected.
- Withholding feed for 15-18 hours prior to loading reduces animal stress if trips are to be eight hours or less. Sheep should be lightly fed and watered two to three hours before loading if trips will be longer than eight hours.
- The use of a trained "lead" sheep can reduce anxiety, decrease loading time and minimize shrinkage.
- Loading ramps should have non-slip flooring

Lame or crippled sheep, sheep weakened by disease or inadequate nutrition, and overcrowded trucks and trailers increase the risk of sheep becoming injured or trampled during transport. Give injured or diseased animals special consideration if they must be transported. Nonambulatory (downer) or diseased animals should not be shipped for slaughter or sale. If they are not expected to recover, they should be euthanized humanely on the farm. (Downer Animal Task Force, 1992).

Producers should select a reputable livestock hauler with experience in handling sheep. Other producers and harvest facilities may be able to supply this information. The condition of sheep arriving at the producer's facility is a reflection of both their condition when loaded and their transport experience. Information about injuries, nonambulatory animals, and number of dead animals should be recorded. The condition of a producer's sheep on arrival at their destination (whether to sale, movement to another grazing area, or to harvest) also can be used to assess the hauler's ability to provide good animal care.



MANAGING PREDATION

Background

A predator is an animal that hunts and kills other animals for food. Predation is a fact of nature and occurs on a daily basis. For centuries, sheep have been bred to be docile and easily managed. Domestic sheep do not have the behavioral ability or defense capabilities to survive among predators without help from people. Protecting livestock from predators has been a part of animal husbandry since humans began working with domestic livestock. Predation from dogs and wild animals causes stress, suffering, and death for large numbers of sheep each year. The economic loss from predators is considerable. The objective of a predator management program is to remove or reduce the opportunity for predators to prey on sheep.

Predators

Coyotes, bears, wolves, mountain lions, foxes, bobcats, eagles, ravens, black vultures, wild swine, domestic dogs, and other predators prey upon sheep. Most wildlife, including predators, are protected by federal and state laws. Producers must become familiar with federal, state, and local laws governing predators that may prey on their sheep as they develop their prevention strategies.

Reducing Predation

Frequent flock observation will lower some types of predation losses because of human presence. The use of herders, when possible, can help identify predation and reduce losses. However, herders are not a practical option in many areas of the United States.

When losses occur, producers should examine the sheep carcasses and all evidence around the death site in order to identify the type of predator responsible. Photographs are helpful, as are statistics and written records. In some cases, help is available from a veterinarian, Extension specialist, or federal or state Wildlife Services (<http://www.aphis.usda.gov/ws/>) personnel to accurately assess predator problems and help find solutions.

Dead animals attract predators. Therefore, producers should remove their carcasses as soon as possible and appropriately dispose of them. Care should be given to injured sheep to limit further predation and fly strike. Injured sheep need examination and appropriate treatment. Severely injured animals that may have extended recovery periods, or which are unlikely to recover, should be euthanized humanely.

Non-Lethal Control

Sheep producers frequently use non-lethal tools to deter predators. These may include frightening tactics, such as sirens and lights, net wire or electric fencing, and guardian animals, including guard dogs, donkeys, llamas, or other protective animals. For a guardian animal to perform its task well, adequate bonding of the animal with the sheep is essential. Producers should monitor their guardian animal and sheep's behavior closely, especially just after introducing them.

Lethal Control

Because some predators, especially the coyote, may quickly learn to evade or ignore non-lethal techniques, approved lethal control methods used by knowledgeable individuals are needed from time-to-time to protect the flock. Many producers get assistance from professionals employed in federal and state Wildlife Services agencies. These experts educate and assist producers in techniques used to remove offending predators. Usually producers find that an integrated approach using several tools is most successful in reducing predation.

An extensive chapter discussing predation and predation management is available in the *Sheep Production Handbook*.

NUTRITION

Because sheep are ruminants, they can utilize a wide variety of feedstuffs to meet their nutrient requirements. Extensively managed sheep operations typically use native forages, or improved pastures, and crop aftermath from grains, legumes, and vegetable crops. Intensively managed operations may use similar plant materials but may rely more heavily on harvested feeds including cereal grains. The nutritional needs of sheep in range flocks, farm flocks, and lamb feedlots vary greatly, and nutritional programs must be developed to address these specific, and sometimes unique, situations.

Basic nutrient groups include water, energy (carbohydrates and fats), protein, minerals, and vitamins. A sheep's nutrient requirements vary greatly and are heavily dependent upon such factors as age, sex, weight, body condition, stage of production, wool or hair cover, and environmental conditions, such as cold, wind, and mud. These factors are in a constant state of change, and the diet must be adjusted accordingly. The Nutrition chapter of the *Sheep Production Handbook* provides sheep producers the necessary information to evaluate their sheep's nutritional needs in the various stages of condition and production and shows how to formulate diets that will adequately meet the sheep's needs for maintenance, growth, and reproduction. Additional information is available in the National Resource Council's publication, *Nutrient Requirements of Sheep*.

Forage quality may vary considerably throughout the year and from year-to-year. Routine monitoring of quality, using forage nutrient analyses, is very important to optimize animal efficiency, reduce costs, and maximize animal welfare. Periodic review of the nutrition program by a qualified nutritionist is advised. This is especially useful for producers who own small flocks and who have minimal experience formulating diets. Records of feeds fed and sources of feed ingredients are important to document the nutrition program and any feed additives used.

Some general guidelines that promote overall animal well-being include:

- In order to avoid digestive upset, changes in diet should be made gradually to allow rumen microorganisms to adequately adapt.
- Use feeding and watering equipment designs that will avoid injury and contamination.
- Under most conditions, water should always be available. However, a sheep's water requirement can vary considerably depending on stage of production, weather, and the type of forage being grazed. In some management systems, lush forages or natural sources meet the requirement.
- Some regions of the United States are prone to deficiencies or excesses of certain micronutrients, such as selenium or copper. Producers should be familiar with these situations in their area and provide adequate intake of these nutrients.
- In some regions of the United States, poisonous plants are a threat to sheep health. Producers should be alert to the presence of these plants and the potential for sheep to consume them.

Monitoring

Regular monitoring of health, body condition, and growth rates allows producers to evaluate the adequacy of flock nutri-

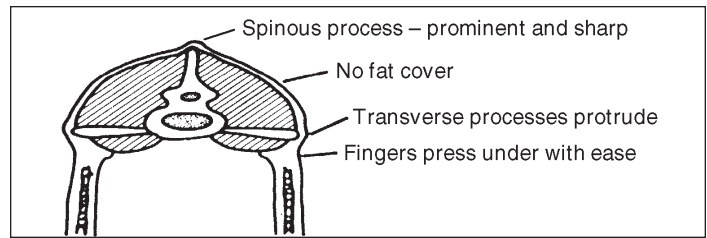


Figure 2. Body Condition One.

Sheep is extremely thin, unthrifty but agile. Skeletal features are prominent with no fat cover. No apparent muscle tissue degeneration. Has strength to remain with the flock.

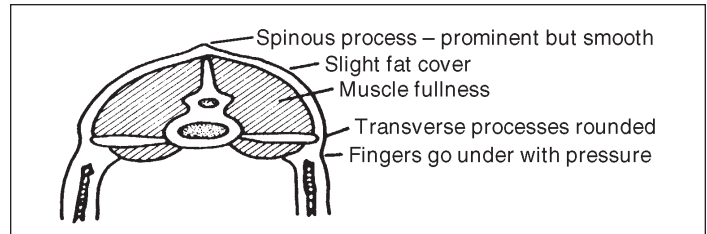


Figure 3. Body Condition Two.

Sheep is thin but strong and thrifty with no apparent muscle structure wasting. No evident fat cover over the backbone, rump and ribs, but skeletal features do not protrude.

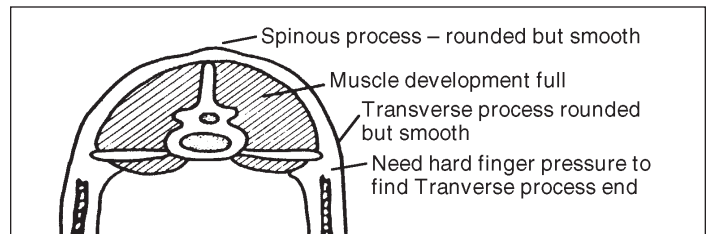


Figure 4. Body Condition Three.

Sheep are thrifty with evidence of limited fat deposits in fore rib, over top of shoulder, backbone, and tail head. Hipbone remains visible.

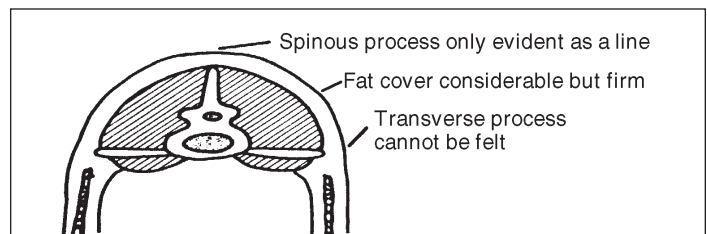


Figure 5. Body Condition Four.

Moderate fat deposits give the sheep a smooth external appearance over the shoulder, back, rump, and fore rib. Hipbone is not visible. Firm fat deposition becomes evident in brisket and around the tail head.

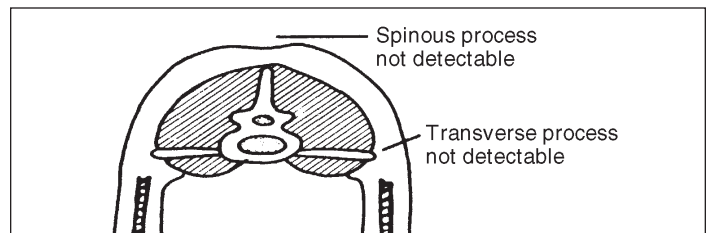


Figure 6. Body Condition Five.

Sheep are extremely fat with the excess detectable over the shoulder, backbone, rump, and fore rib. Excess fat deposits in brisket, flank, and tail head regions lack firmness. Sheep appear uncomfortable and reluctant to move about. Quality fleeces are generally found.



tional programs. Producers can quickly learn to evaluate body condition scores and can use this tool routinely to assess the overall nutritional status of their sheep. The technique of body condition scoring and descriptions and diagrams of the various scores are available in the *Sheep Production Handbook* in the Nutrition chapter; Table 11 in that chapter provides targets for body condition in various stages of production. A livestock scale is very useful to monitor weight changes in both ewes and lambs. Periodically weighing growing lambs can tell the producer whether expected gains were achieved and allows an assessment of the nutritional program throughout the various stages of growth. When feasible, sheep should be grouped by similar body condition and stage of production.

Equipment

Because of the great diversity in the types of sheep operations across the country, feeding equipment needs are very diverse. For example, large lamb feedlots of the West have considerably different requirements than farm feedlots found in the eastern part of the United States. Producers can consult regional experts for design in construction of feeding facilities. *The Sheep Housing and Equipment Handbook* from the MidWest Plan Service provides a number of examples for feeding systems that are appropriate in a variety of production settings.

Feed-handling facilities should be designed and constructed to reduce the risk of feed contamination with chemicals, foreign materials, and disease-causing infectious agents. Protect feedstuffs, feed troughs, and water supplies from contamination by chemicals, foreign materials, and manure. Locate feeders and waterers away from each other in the feedlot. Implement strategies to protect against feed contamination with fecal material from pets, wild animals, and birds. As producers renovate or make new purchases, they should select equipment that will minimize fecal contamination and can be easily cleaned. Nutritionists, veterinarians, and Extension educators can advise producers about practical ways to protect and maintain clean feed and water supplies.

Accidental contamination from chemicals and disease-causing organisms can occur if feeds are not properly stored. Safe feed storage includes protection from chemicals, rodents and other animals. To keep feeds from becoming contaminated, fertilizers, herbicides, insecticides, fungicides, and other chemicals should be stored in facilities separate from feed. Store poisonous products in a locked room or cabinet. Protecting grains and forages from moisture prevents deterioration of feed and limits mold growth. Proper storage also helps to maintain feed quality.

Record Keeping

Records can be handwritten or maintained on a computer. Either is acceptable. Records of changes in body weight or condition score allow sheep producers to track the success of their feeding programs throughout the year and from year-to-year. It is difficult to monitor nutrition, health or other management practices on a sheep operation without records. Summarizing and examining the information in these records allows producers to identify aspects of the nutrition program that may need improvement; especially in areas that may affect animal care. Having this information available is particularly useful for a nutritionist who can assist in identifying areas for improvement.

Sometimes various additives and medications are added to sheep feed to meet nutritional needs, to prevent illness or to treat disease. If producers prepare feeds using these products, they are required to keep records of their use. Minimum requirements include:

- Maintain a record of formulas for all feed rations produced.
- Maintain production records of all batches or runs including date run, ration name or number, and amount of ration.
- Maintain a record of any distribution of feed if not used for consumption at your facility.
- Keep all records at least two years and be able to conduct a recall if necessary.

A more complete discussion of record-keeping requirements for producers who mix feeds is described in the *Sheep Safety and Quality Assurance Program Manual*.

FLOCK HEALTH PROGRAM

A flock health program that emphasizes disease prevention and that producers develop in consultation with a knowledgeable veterinarian offers many advantages. A healthy flock usually is more productive than a flock with disease problems, and may require less labor input. Veterinary advice can help producers improve production and reproductive efficiency through health and disease monitoring programs tailored specifically to a producer's needs. An effective flock health program contributes to the well-being of sheep.

Biosecurity

Biosecurity means taking measures to prevent the introduction of disease agents and their spread to and from animal populations or their proximity. Biosecurity has three main components. These are: 1) isolation-the confinement of animals away from other animals; 2) traffic control-movement of people, animals, and equipment; and 3) sanitation/husbandry-cleanliness and care of animals and their environment. Sheep producers should work with their veterinarian to develop a biosecurity plan and communicate it to those who work on their operation. Guidelines for developing such a plan are available in a fact sheet from the American Sheep Industry Association's website, <http://www.sheepusa.org/> (specifically at: http://www.sheepusa.org/index.phtml?page=site/text&nav_id=3c081c2af5f98f1a054911d06824094f&nav_parent_id=9a85c556603466b8864edd7b31b3bb3f) and in the health chapter of the *Sheep Production Handbook*.

The most common way that new diseases are introduced into a flock is through new animal additions. New animals and animals returning from exhibitions should be isolated from resident animals for at least four, and preferably eight, weeks. During this time, isolated animals should not have nose-to-nose contact with resident sheep. Isolation areas (buildings and pens) should not share the same airspace as resident animals, and should ideally be as far from resident animals as practical, such as another set of buildings or pastures several hundred yards away.

Health Monitoring and Diagnostic Services

Subclinical disease can be detected by routine examination of live animals, such as in the regular examination of rams before the breeding season, and by post-mortem examination of animals to determine the cause of death. Regular flock observation, examination of dead animals, and flock-health records provide information for effective disease monitoring. Records that indicate increased incidence of disease or failure of previously successful treatment and prevention programs should signal the need for an aggressive approach to diagnosis. Most states provide diagnostic laboratory services, which are available to the producer either directly or through the flock veterinarian. Early and accurate diagnosis of disease allows formulating rational treatment and prevention programs that promote overall animal well-being.

Parasite Control

Internal parasites are a major health concern for many flocks, especially in areas that receive significant rainfall. The life cycle of the most serious of these parasites involves the presence of infectious larvae on the forages sheep graze, in addition to the presence of adult parasites in the animals. Therefore, strategies that interrupt the life cycle in ways that reduce pasture contamination are most successful. Anthelmintics (dewormers) are usually most effective when used in combination with pasture management strategies. Resistance of worms to dewormers has become a serious problem in many parts of the United States and can only be detected by on-farm testing. Shepherds should work with their veterinarian to determine whether drug-resistant worms are present in their flock. Parasite-management programs should be developed which take into account the best strategies for the flock and which minimize the risk of development of parasite drug resistance. A veterinarian or Extension specialist can assist producers in developing such a program.

Analgesia, Anesthesia, and Euthanasia

Analgesia generally refers to the relief of pain without loss of

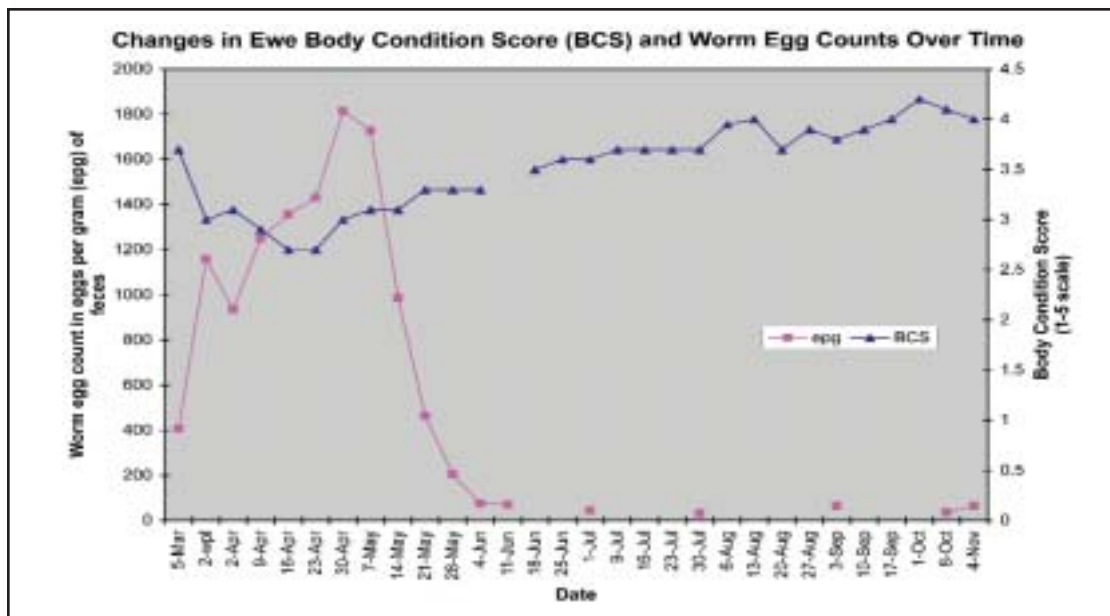


Figure 7. This graph illustrates changes in ewe body condition throughout a major portion of a year. In this example flock, lambs were born during the first three weeks of March. Note how body condition score dropped during lactation (a normal occurrence) and began to rise again after the lambs were weaned in the first week of June. Also, note the classic rise in worm egg counts (in feces) that occurs with the onset of lactation and persists for about six to eight weeks. Good records allow this type of summary and analysis.



consciousness. Anesthesia may be local or general, resulting in loss of sensation or consciousness. Certain common husbandry procedures, such as castration (neutering the male lamb) or tail docking performed on very young animals, may be conducted without anesthesia. However, some procedures, such as caesarean section or other procedures in older animals, may require anesthesia to avoid excessive pain. If these procedures are indicated, a veterinarian can determine the anesthesia of choice.

Euthanasia is a procedure that induces death in an animal quickly and painlessly. Euthanasia of sick or severely injured sheep that probably will not recover is preferable to allowing disease to follow its natural course. Guidelines for euthanasia procedures are published by the American Veterinary Medical Association's Panel on Euthanasia (2000). A veterinarian can provide information concerning practical and appropriate methods for producers. An excellent resource on some of the techniques for humane euthanasia can be found at <http://www.vetmed.ufl.edu/lacs/HumaneEuthanasia/acrobat/brochureEng.pdf> (accessed June 15, 2005) Producers may choose to use gunshot or a captive bolt device followed by exsanguination (bleeding out). They should familiarize themselves with the techniques and the landmarks for correct bolt or bullet placement.

Certain chemical agents used to euthanize animals can be toxic or fatal to other animals that ingest the carcass. If these products are used, the carcass must be disposed of both properly and immediately.

Using Animal Health Products

Appropriate use of animal drugs and vaccines is part of maintaining animal well-being in a well-designed, health-management program. This involves monitoring flock health, treatment, and preventing disease when possible.

Using antibiotics and other antimicrobial products in animals has come under scrutiny because of the concern that their use may result in antibiotic resistance in organisms that may subsequently infect people. Although this issue does not appear to be an immediate public health concern, it will likely remain a controversial issue. Antimicrobial therapy should be used only after a careful diagnosis is made and all options have been considered. The **American Veterinary Medical Association** has developed the following guidelines regarding the Judicious Therapeutic Use of Antimicrobials in animals. (Approved by the AVMA Executive Board, November 1998; amended and re-approved April 2004) <http://www.avma.org/scienact/jtual/jtua98.asp>

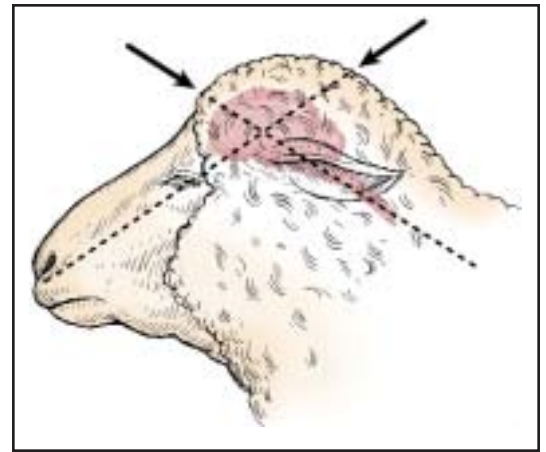
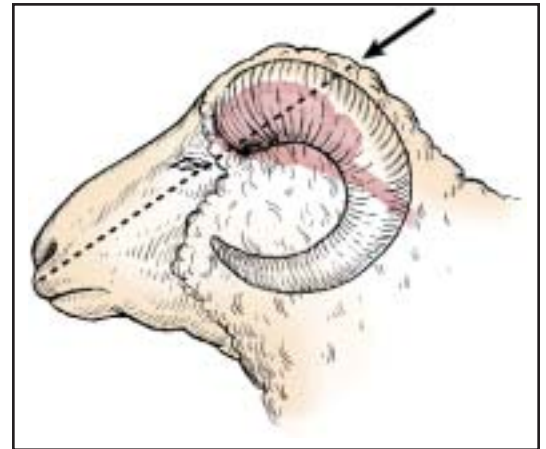


Figure 8. Recommended positioning for a captive bolt stunner and for gunshot placement for sheep euthanasia. Images from: Shearer JK and Nicoletti PN. *Procedures for The Humane Euthanasia of Sick, Injured, and/or Debilitated Livestock.* University of Florida Extension, Institute of Food and Agricultural Sciences, 2002.



Judicious Use Principles:

- Preventive strategies, such as appropriate husbandry and hygiene, routine health monitoring, and immunization, should be emphasized.
- Other therapeutic options should be considered prior to antimicrobial therapy.
- Judicious use of antimicrobials, when under the direction of a veterinarian, should meet all requirements of a veterinarian-client-patient relationship (VCPR).
- Prescription, Veterinary Feed Directive, and extra-label use of antimicrobials must meet all the requirements of a veterinarian-client-patient relationship.
- Extra-label antimicrobial therapy must be prescribed only in accordance with the Animal Medicinal Drug Use Clarification Act amendments to the Food, Drug, and Cosmetic Act and its regulations.
- Veterinarians should work with those responsible for the care of animals to use antimicrobials judiciously, regardless of the distribution system through which the antimicrobial was obtained.
- Regimens for therapeutic antimicrobial use should be optimized using current pharmacological information and principles.
- Antimicrobials considered important in treating refractory infections in human or veterinary medicine should be used in animals only after careful review and reasonable justification. Consider using other antimicrobials for initial therapy.
- Use narrow-spectrum antimicrobials whenever appropriate.
- Utilize culture and susceptibility results to aid in the selection of antimicrobials when clinically relevant.
- Therapeutic antimicrobial use should be confined to appropriate clinical indications. Inappropriate uses, such as for uncomplicated viral infections, should be avoided.
- Therapeutic exposure to antimicrobials should be minimized by treating only for as long as needed for the desired clinical response.
- Limit therapeutic antimicrobial treatment to ill or at risk animals, treating the fewest animals indicated.
- Minimize environmental contamination with antimicrobials whenever possible.
- Accurate records of treatment and outcome should be used to evaluate therapeutic regimens.

There are a limited number of drugs that a producer can legally use for sheep. FDA policy requires that livestock producers use drugs only in accordance with the label instructions. Uses that are contrary to label directions include ignoring labeled withdrawal times, using the product for a species not indicated on the label, using the drug to treat a condition not indicated on the label, administering the drug at a different dosage than stated on the label, or otherwise failing to follow label directions for use and administration of the drug. These uses are only allowed with a valid veterinarian-client-patient relationship (VCPR) and are considered “extra-label drug use.”

A valid VCPR exists when:

- The veterinarian has assumed the responsibility for making clinical judgments regarding the animal’s health and its need

for medical treatment, and the client has agreed to follow the veterinarian’s instructions.

- The veterinarian has sufficient knowledge of the animal to initiate at least a general or preliminary diagnosis of the medical condition of the animal, which means that the veterinarian has recently seen and is personally acquainted with the keeping and care of the animal by virtue of an examination or medically appropriate and timely visits to the premises where the animal is kept.
- The veterinarian is readily available for follow-up evaluation in the event of adverse reactions or failure of the treatment regimen.

Extra-label Drug Use

There are two classes of drugs— those that can be purchased “over-the-counter” (OTC) and those available by prescription. OTC drugs can be purchased and used as directed on the label without establishing a relationship with a veterinarian. For example, the label on procaine penicillin G directs that one cc (milliliter) per hundred pounds be given intramuscularly. A 100-pound sheep would receive one cc. Producers are not allowed to adjust the dosage or route of injection.

Prescription drugs can be used only on the order of a veterinarian within the context of a valid VCPR. Medications used in this fashion must contain an additional label showing the contact veterinarian and instructions given, including the withdrawal time. Drug cost is not considered a valid reason for extra-label drug use under the Animal Medicinal Drug Use Clarification Act of 1996 or the regulations promulgated to implement the Act. Records of such use of medications must be kept in accordance with the criteria.

The extra-label drug usage policy of the FDA specifies the following criteria:

- A careful diagnosis is made by an attending veterinarian within the context of a VCPR.
- A determination is made that (1) there is no marketable drug specifically labeled to treat the condition diagnosed; or (2) treatment at the dosage recommended by the labeling was found clinically ineffective.
- Procedures are instituted to assure that the identity of the treated animal is carefully maintained.
- A significantly extended period is assigned for drug withdrawal prior to marketing the treated animal, and steps are taken to assure the assigned time frames are met so that no violative residue occurs. The Food Animal Residue Avoidance Databank can aid the veterinarian in making these estimates.

Animal Identification

Some system of animal identification is necessary for producers to efficiently monitor various aspects of their flock breeding and management programs. Likewise, it is important for producers to be able to identify and track animals to which drugs were administered preceding the sale of edible animal tissue or milk. A system of medication/treatment records must be maintained that, at a minimum, identifies the animal(s) treated (individual animals, pens, lots, etc.), the date(s) of treatment, the drug(s) administered, serial and lot number of product, who administered the



drug(s), the amount administered, and the withdrawal time prior to harvest. A number of systems for on-farm use, usually ear tags and paint brands, have been used for animal identification for many years.

In 2001, the USDA, in cooperation with the sheep industry, began the effort to eradicate scrapie. An important part of this effort requires official identification of sheep entering interstate commerce. This usually takes the form of a uniquely numbered ear tag available directly to producers and veterinarians. Records of these identified

animals moving through interstate channels must be kept for five years. At about the same time, the foot and mouth disease epidemic in the United Kingdom made it extremely clear that the United States urgently needed a system of animal identification that would allow tracking animal movements for controlling disease in order to help prevent the devastating losses experienced by producers in the United Kingdom.

As of this writing, plans for a national, animal-identification system are not finalized, but it appears that some system of premise identification and individual animal identification will be adopted soon. The identification system used in the Scrapie Eradication Program has served as a model for developing this system. The sheep industry has been part of the United States Animal Identification Program (USAIP) effort that seeks to develop and implement a national identification system for the United States. The goal is to identify the source of disease, and to track the movements of animals that were in contact with infected animals, within 48 hours of the discovery of potentially devastating disease outbreaks, such as foot and mouth disease. When this system is formalized, sheep producers will need to become familiar with animal-identification requirements and integrate them with their flock identification and record-keeping program. Additional information about the national animal identification effort can be found at: National Animal Identification System (NAIS) <http://animalid.aphis.usda.gov/nais/index.shtml> and the United States Animal Identification Plan <http://www.usaip.info/>.

Vaccines

Vaccines are available for a number of infectious diseases of sheep and may constitute the major step in preventing some of them. Vaccines stimulate an animal's resistance to an infectious agent. They work best in healthy animals with adequate nutrition and require sufficient time for the development of a protective response. Vaccination programs that are tailored specifically for a region, flock, and management system are usually the most successful and cost-effective. Vaccines should be used according to the manufacturer's guidelines or as directed by a veterinarian. Vaccination should be viewed as a part of a flock-health program and not as absolute protection against disease.

SHEARING

Wool is a naturally produced, high-quality fiber with many uses. Because sheep do not shed their wool naturally, shearing is usually necessary for wool removal and for the physical well-being of the animal during certain times of the year. Some breeds of sheep grow hair instead of wool and shed it naturally without shearing. Producers who have difficulty finding a shearer may wish to consider raising hair sheep.



Facilities and Equipment

Facilities and methods used should be designed to protect the sheep, the shearer, and the resulting wool clip. The shearing facility should be clean and dry. It should include holding areas, chutes, and alleyways that provide easy, stress-free movement for the sheep. The shearing floor should be solid, clean, and have a non-slick surface. Because sheep-shearing crews and their equipment may carry diseases from flock to flock, producers should provide their own shearing floors and equipment or require the shearing crew to disinfect their shearing floor, shearing trailer, and other equipment thoroughly.

Diseases can also be transmitted from sheep to sheep under certain conditions. If unhealthy animals are in the flock at shearing time, special precautions can be taken to avoid the spread of disease. Shearing equipment should be kept clean, sharp, and well lubricated. Combs and cutters should be disinfected following each job.

The Shearer

It is important to select a reputable shearing crew. A good shearer is a skilled professional. Proper shearing style positions the sheep to insure control and comfort of the animal. Rough han-

dling should be avoided, especially with pregnant ewes, because this can cause premature lambing.

Pre-shearing Management

Keeping sheep off feed and water for six to 12 hours before shearing reduces stomach fill, keeps them quieter and more comfortable during shearing, and helps prevent skin cuts. Only dry sheep should be sheared. A wet sheep is more difficult to handle, and the wool will lose value or be destroyed if it is packaged wet.

Post-shearing Management


Animals that are cut during shearing may need to be treated to prevent infection. An antiseptic solution and, in warm weather, a fly repellent should be used. Following shearing, the sheep should be turned into clean, dry areas. Recently shorn sheep need shelter in severe cold, wet, windy, or hot weather conditions.

Feeder-Lamb Shearing

Most feeder lambs are shorn sometime during the finishing period. Shorn lambs stay cleaner during the feeding period, and a reduction of mud and manure on the pelt reduces the potential for contamination of the carcass during food processing. Shearing may improve lamb performance. The use of raised combs for shearing lambs, to leave a longer staple of wool, is suggested when lambs might be exposed to severe weather conditions following shearing.

HOOF TRIMMING

Routine hoof trimming is not always necessary. However, when sheep are maintained for long periods under conditions in which the hoof does not receive sufficient wear, trimming may be required to prevent lameness and to improve animal comfort. If contagious foot rot is present in a flock, then hoof trimming and hoof inspection will likely be routine. As with shearing,





equipment and facilities are important. Restraining devices are commercially available and can make hoof trimming more comfortable for the sheep and the person doing the trimming. The Handling and Facilities and Animal Health chapters of the *Sheep Production Handbook* provide extensive descriptions of procedures and equipment used in hoof care.

HUSBANDRY PRACTICES ENHANCING REPRODUCTIVE EFFICIENCY AND ANIMAL WELL-BEING

Marking Ewes

Rams can be equipped with commercially available or home-made marking devices that mark the rump of a ewe during mating. Breeding dates can be recorded and estimated lambing dates calculated to facilitate planning for the labor and supplies needed to care for ewes and lambs at lambing time. These devices also serve to give the producer an assessment of ram activity.

Breeding Ewe Lambs

The lifetime productivity of ewes is generally increased if they first lamb at approximately one year of age. Well-fed and well-grown ewe lambs will usually reach puberty sufficiently early to lamb at this age. Pregnant ewe lambs require additional nutrition in order to meet their requirements for growth and maintenance as well as those of fetal growth and subsequent lactation. Pregnancy diagnosis by real time ultrasound or other means can allow the producer to separate the pregnant ewe lambs (and ewes) and feed them to meet these increased nutrient needs.

LAMBING AND CARE OF THE LAMB AND EWE

Preparation for the Lambing Season

Because of the diversity in geography, climate, and management systems used in sheep husbandry, lambing seasons and practices vary considerably. However, this period in the production cycle marks a critical period in animal care.

Shearing or crutching are techniques usually done about one month prior to lambing, and the decision about which technique to use should take into consideration the climate and management system.

Crutching is the removal of wool from the areas around the vulva, udder, and the inside of the rear legs. It can generally be done in any season because relatively little wool is removed. Crutching ewes:

- allows easy observation of the signs and progress of birth, reduces potential contamination of the lamb as it is born and of the ewe if assistance is needed,
- makes it easier for lambs to find the teats to nurse and reduces the potential contamination of the teats and udder,
- makes it easier to observe whether the lamb has actually begun nursing,
- reduces the potential for fly strike during warm seasons of the year,
- increases the value of the fleece when sheep are shorn later.

Pre-lambing shearing of the entire ewe may be preferred when lambing occurs



during mild weather or when the ewe will lamb in a barn or shed which provides protection from weather extremes. Shearing provides the same benefits as crutching plus it:

- reduces moisture and dirt buildup in the lambing shed or barn,
- reduces the possibility of a lamb being caught under a ewe when she lies down,
- reduces heat stress of ewes during warm periods or if the ewe delivers her lambs in a warm building or shed,
- increases the ewe's appetite thus reducing the potential for pregnancy toxemia,
- reduces space requirements for ewes housed during lambing,
- may make the ewe more conscious of cold weather and more likely to seek a more sheltered place for lambing.

Following shearing, adequate shelter, and perhaps extra feed to produce body heat, will need to be provided if cold weather is expected. Handling ewes for crutching and shearing during late pregnancy can create stress if not done carefully and in good facilities. If ewes are handled gently, the potential improvement in animal health and comfort at lambing outweighs the minimal stress of handling and shearing.

If the flock is large and lambing will occur in groups, separating ewes by expected lambing date can allow more efficient use of facilities, and special attention can be given to those closest to lambing. New technology, such as ultrasound pregnancy diagnosis and staging of pregnancy, can assist the producer in grouping sheep for special feeding needs and close attention at lambing.

For range and pasture lambing, shade, shelter, or windbreaks may need to be provided unless the natural terrain provides them. If lambing will occur in confinement, the facility should be clean and dry. When lambing occurs over a period of several weeks in the same facilities, infectious disease agents tend to build up in the environment. Planning a break between lambing periods with cleaning, disinfection, and a short period with no animals present can reduce the potential for disease. Pens should be in good repair and provide adequate space. Feed troughs and waterers should be located so that lambs will not be injured or trapped by them. Guidelines for facilities can be found in the *Sheep Production Handbook* and the *Sheep Housing and Equipment Handbook*.

Animal Care at Parturition

Breeding, management, and feeding programs that promote unassisted lambing foster animal well-being and reduce the need for help at lambing time. Dystocia, or difficult birth, occurs occasionally, and the shepherd should be familiar with the signs of the normal birth process and be prepared to assist ewes having trouble. If labor is prolonged before assistance is given, the ewe may become stressed and the lambs' survivability compromised.

When assistance is needed, it should be done in a sanitary fashion. The rear of the ewe should be thoroughly cleaned, the shepherd's hands and arms should be cleaned and covered by a clean plastic or rubber sleeve to protect both the ewe and the shepherd. A good quality, non-irritating lubricant will protect the ewe from irritation, reduce the possibility of injury, and facilitate the birth process. Shepherds can become familiar with the normal birth process and techniques used to assist the ewe by consulting with their veterinarian, Extension personnel, and experienced



shepherds, and by reading appropriate materials such as the *Sheep Production Handbook* or viewing available videotapes on lambing management and obstetrical techniques. If the shepherd cannot readily deliver lambs or if abnormal conditions are present that are unfamiliar, skilled assistance should be sought. In normal lambings with healthy ewes and vigorous lambs, assistance is usually unnecessary and may be undesirable.

The ewe/lamb bonding process is critical to the survival of the lamb, and unnecessary disturbances can disrupt this process. Bonding of the ewe and lamb can be disrupted by the presence of predators, other animals, abnormal human activity, crowding, and illness in the ewe. Flocks should be conditioned to the presence of experienced shepherds moving among them at lambing time to avoid disturbances (Haughey, 1991). Ewes that fail to own their lambs will often do so later if the shepherd discovers this early and encourages the bonding process. Penning the ewe with her lambs and rubbing them with her birth fluids often accomplishes this. Aggressive ewes may need to be restrained by tying them or placing them in a stanchion to keep them from injuring the lamb until they decide to claim it. It is important to be sure that the lamb gets adequate colostrum and milk during this process.

Lamb Care Practices

Death, illness, or the ewe's unwillingness to own any or all of her lambs may make it necessary to care for orphaned lambs. Generally, this is done by "grafting" the lamb to another ewe that has sufficient milk or by raising the lamb on milk replacer formulated for lambs. Grafting the lamb to another ewe offers many advantages to the lamb and assists the lamb in becoming part of the flock.

Reviewing flock history and utilizing a management system will provide information upon which to develop a disease prevention program for ewes and lambs near lambing time and dur-



ing the first few weeks following lambing. Tetanus, enterotoxemia (*Clostridium perfringens* types C and D), and white muscle disease, for example, may occur during this period and can be prevented by vaccination of the ewe or lamb or by nutritional programs. Specific recommendations for each flock are best developed in consultation with a veterinarian.

Lamb marking is a term that refers to practices commonly done at an early age. These may include identification or ear tagging, tail docking, castration (neutering the male lamb), and vaccination. Timing of these procedures should reflect concern for the well-being of the animals, and decisions should be made in light of inclement weather, age of the animal, and whether or not the practice will disrupt the ewe/lamb bond. Identification of lambs is usually done to maintain records for ownership and selection purposes and is usually needed to keep track of treated animals until drug residues have cleared. Ear tags should be appropriately sized so they will be unlikely to snag on equipment, brush or fences. Tagging should be done with sanitary applicators, and tags should be placed in the ear in so they are unlikely to be torn out.

Tail docking of lambs is performed to reduce the possibility of soiling of the long tail with urine and feces and the subsequent development of fly strike, a frequently distressful or fatal condition. Docking can be accomplished by several means including rubber rings, hot iron cautery, surgical removal, and surgical removal following the application of an emasculator or emasculatome. Tails should not be docked excessively short because this can predispose the animal to rectal prolapse. (Thomas et al., 2003) The American Veterinary Medical Association has recommended that that lambs' tails be docked no shorter than at the level of the distal end of the caudal tail fold. (<http://avma.org/policies/animalwelfare.asp#sheep>) It should be noted that there are a few breeds of sheep (Katahdin, Dorper, and Shetland for example) that have naturally short tails. Therefore, docking may not be a part of every sheep management scheme.

Castration is performed to prevent indiscriminate breeding, thereby exercising genetic control and regulating the lambing season. It also prevents the breeding of young female flock mates that may become pregnant but are not in adequate physical condition for pregnancy and lactation. Castration prevents the development of aggressive behavior in maturing males and the resulting injuries that frequently accompany this behavior. If performed at a relatively young age, it enhances pelt removal and meat quality. Castration is usually performed by application of rubber rings, crushing the spermatic cord with an emasculatome or the Burdizzo method, or by surgical removal of the testicles. Although castration is an accepted practice, it may be unnecessary if younger, lighter lambs will be marketed before sexual maturity.

The benefits of these procedures outweigh the stress produced, provided a skilled person carries out the procedures carefully and efficiently. Research results indicating which methods are most desirable from an animal well-being standpoint are not as clear cut as are results demonstrating that young animals feel less pain than older lambs (FAWC, 1994, Wood and Molony, 1992, Lester et al., 1991, and Shutt et al., 1988). Surgical removal with tissue tearing and crushing may create the most prolonged pain response (FAWC, 1994). More recent research has demonstrated that the pain response to certain procedures can be largely eliminated with use of a local anesthetic. (Kent et al., 2000; Kent et al. 2001; Price, 2001) Producers may wish to consult with their veterinarian regarding their use of local anesthetic. Recent research has also suggested that the use of a rubber ring, in combination with a Burdizzo type instrument or with a local anesthetic injection, may significantly reduce the pain responses in young lambs over the use of a ring alone. Importantly, the time needed for the tail and scrotum to drop off was reduced, and a reduction in time needed for wound healing was observed. (Kent et al, 2004)

When possible, castration and tail docking should be done as soon as possible after birth. However, it is known that docking and/or castration performed on lambs less than 24 hours old may disrupt the critical bonding process and the normal nursing activity of the lamb that are so important in securing adequate colostrum. Therefore, performing these procedures as early in life as is possible, considering weather, nutritional stress, environmental sanitation, and the presence of complicating disease processes will promote overall lamb well-being.

Castration and docking of lambs older than about eight weeks of age may require the use of local anesthetic to prevent excessive pain. These procedures performed on more mature

animals may require sedation and veterinary assistance. Sanitary conditions and clean or sterile equipment reduce the possibility of infections following castration and docking. In some flocks, tetanus antitoxin or the regular vaccination of the ewe may be necessary for prevention of tetanus following castration and docking.

When performing castration, tail docking, identification, or vaccination, attention should be given to proper restraint. Properly engineered facilities and/or assistance from other people will reduce the risk of injury to the sheep and the shepherd and help insure that the procedure is carried out correctly.

Weaning

Lambs typically are weaned at varying ages depending upon the management system. Lambs can be weaned successfully at an early age if they are consuming sufficient nutrients to meet their growth and maintenance requirements. Early weaning may promote the well-being of the lamb and the ewe in some instances, such as during drought conditions. Lambs generally adapt well to weaning if they are allowed to remain in areas to which they are accustomed and if they are given familiar feeds while the ewes are moved to a different area. Nutritional programs at weaning may be designed for rapid gain or to maximize the use of available resources.

Ewes relieved from the demands of milk production require fewer nutrients in the immediate post-weaning period. In flocks with heavy milking ewes, limiting the ewes' feed and water for the first three to four days after weaning aids in reducing milk production and the accompanying "caking" and edema that may lead to udder damage. Depending upon the ewe's body condition, the nutritional program should be managed to return her to adequate condition as soon as possible.

EXHIBITION PRACTICES

Exhibiting sheep provides many opportunities to present the sheep industry and its products to the public in a positive way. It also provides a framework for family activity that reinforces the development of personal qualities, such as leadership, sportsmanship, cooperation, sensitivity, ethical behavior, and respect for others. Providing proper care for animals makes young people more aware of and responsive to their animals' needs. Youth livestock projects in 4-H, FFA, and other agricultural education programs allow young people from both farm and non-farm backgrounds to learn about animal husbandry, economics of production, marketing, and ethics. Practices that artificially enhance the physical appearance of the animal do not promote animal well-being and jeopardize public confidence in the safety and wholesomeness of the sheep industry's products.

The National Institute for Animal Agriculture has an extensive collection of written and videotape resource materials concerning the use of animals in exhibition and educational programs. It also maintains a reference library for 4-H agents, FFA advisors and adult leaders. It's website is <http://animalagriculture.org/>

IN SUMMARY

Owning healthy, productive, and well-cared-for sheep is every shepherd's goal. Those who achieve this goal continually learn from other producers, resource people, research findings, educa-

tional materials, and by watching their sheep. The following materials were used as references and provide additional information on sheep care.

ADDITIONAL RESOURCES

Beal, G., ed. *Sheep Care Practices*. University of California Cooperative Extension, Animal Care Series, 1993.

Committee. 1999. First Revised Edition. *Guide for the Care and Use of Agricultural Animals in Agricultural Research and Teaching*. Guide Revision Committee, Federation of Animal Science Societies. Savoy, IL.

Graham, M.J., Kent, J.E., and Molony, V. The influence of the site of application on the behavioural responses of lambs to tail docking by rubber ring. *Vet J.* 2002 Nov;164(3):240-3.

Grandin, T. Farm animal welfare during handling, transport, and slaughter. *J Am Vet Med Assoc* 1994;204:372-377.

Grandin, T. Euthanasia and slaughter of livestock. *J Am Vet Med Assoc* 1994;204:1354-1360.

Grandin, T. *Livestock Handling Guide*. National Institute for Animal Agriculture, Bowling Green, KY, 2001. <http://animalagriculture.org/pamphlets/Livestock%20Handling/LivestockHandling%202001.asp> (accessed 5/26/05)

Nutrient Requirements of Sheep. Sixth Revised Edition, Board on Agriculture National Research Council National Academy Press, Washington, D.C. 1985 <http://www.nap.edu/catalog/614.html>

National Institute for Animal Agriculture, Bowling Green, KY. Animal Handling and Youth Livestock Exhibition Educational Materials. <http://animalagriculture.org/>

Sutherland, M.A., Stafford, K.J., Mellor, D.J., et al Acute cortisol responses and wound healing in lambs after ring castration plus docking with or without application of a castration clamp to the scrotum. *Aust Vet J.* 2000 Jun;78(6):402-5.



REFERENCES

- Curtis, S.E. *Environmental Management in Animal Agriculture*, Des Moines: Iowa State University Press, 1983.
- Downer Animal Task Force, *Proper Handling Techniques for Non-Ambulatory Animals*. National Institute for Animal Agriculture. Bowling Green, KY, 1992. <http://animalagriculture.org/pamphlets/ProperHandlingTech/ProperHandling.asp> (accessed 5/26/05)
- Farm Animal Welfare Council (FAWC). *Report on the Welfare of Sheep*. Surrey, England: Farm Animal Welfare Council, 1994.
- Fraser, A.F. and Broom, D.M. *Farm Animal Behaviour and Welfare*, London: Bailliere Tindall, 1990.
- Grandin, T., ed. *Livestock Handling and Transport*. Wallingford, UK ; New York : CABI Pub., 2000.
- Grandin, T. *Livestock Trucking Guide*. National Institute for Animal Agriculture, Bowling Green, KY, 2001. <http://animalagriculture.org/pamphlets/Livestock%20Trucking/LTG.asp> (accessed 5/26/05)
- Haughey, K.G. Perinatal lamb mortality: Its investigation, causes and control. *J S Afr Vet Assoc*. 1991;62:78-91.
- Hirning, H.J., Faller, T.C., Hoppe, K.J., et al. *Sheep Housing and Equipment Handbook*. Fourth Ed. 1994. MidWest Plan Service, Iowa State University, Ames, IA.
- Hoffman, T.W., Roeber, D.L., Belk, K.E. et al. *Producing Consumer Products from Sheep: The Sheep Safety and Quality Assurance Program*. American Sheep Industry Association, Englewood, CO. 2004.
- Hutson, G.D. The influence of barley food rewards on sheep movement through a handling system. *Animal Behav Sci* 1985;14:263-273.
- Kent, J.E., Jackson, R.E., Molony, V., et al. Effects of acute pain reduction methods on the chronic inflammatory lesions and behaviour of lambs castrated and tail docked with rubber rings at less than two days of age. *Vet J*. 2000 Jul;160(1):33-41.
- Kent, J.E., Molony, V., and Graham, M.J. The effect of different bloodless castrators and different tail docking methods on the responses of lambs to the combined Burdizzo rubber ring method of castration. *Vet J*. 2001 Nov;162(3):250-4.
- Kent, J.E., Thrusfield, M.V., Molony, V. et al. Randomized, controlled field trial of two new techniques for the castration and tail docking of lambs less than two days of age. *Vet Rec*. 2004 Feb 14;154(7):193-200.
- Lester, S.J., Mellor, D.J., Ward, R.N., et al. Cortisol responses of young lambs to castration and tailing using different methods. *New Zealand Vet J* 1991;39:134-138.
- Price, J., and Nolan, A.M. Analgesia of newborn lambs before castration and tail docking with rubber rings. *Vet Rec*. 2001 Sep 15;149(11):321-4.
- Shearer, J.K. and Nicoletti, P.N. *Procedures for The Humane Euthanasia of Sick, Injured, and/or Debilitated Livestock*. University of Florida Extension, Institute of Food and Agricultural Sciences, 2002. <http://www.vetmed.ufl.edu/lacs/HumaneEuthanasia/acrobat/brochureEng.pdf> and <http://www.vetmed.ufl.edu/lacs/HumaneEuthanasia>
- Sheep Production Handbook*, American Sheep Industry Association, C&M Press, Englewood, CO, vol. 7, 2002.
- Shutt, D.A., Fell, L.R., Connell, R. et al. Stress responses in lambs docked and castrated surgically or by the application of rubber rings. *Aus Vet J* 1988;65:5-7.
- Thomas, D.L., Waldron, D.F., Lowe, G.D. et al. Length of docked tail and the incidence of rectal prolapse in lambs. *J Anim Sci* 2003;81:2725-2732.
- 2000 Report of the AVMA panel on euthanasia. *J Am Vet Med Assoc*. 2001 Mar 1;218(5):669-96. Erratum in: *J Am Vet Med Assoc* 2001 Jun 15;218(12):1884.
- Wood, G.N. and Molony, V. Welfare aspects of castration and tail docking of lambs. *In Practice* 1992;14:2-7.

The *Sheep Production Handbook* and *Sheep Safety and Quality Assurance Program* manual are both available through the American Sheep Industry Association.



American Industry Sheep Association

9785 Maroon Circle, Suite 360

Englewood, CO 80112-2692

Telephone: (303) 771-3500

Fax: (303) 771-8200

Web Sites: www.sheepusa.org

www.americanwool.org

www.lambchef.com

E-mail: info@sheepusa.org

